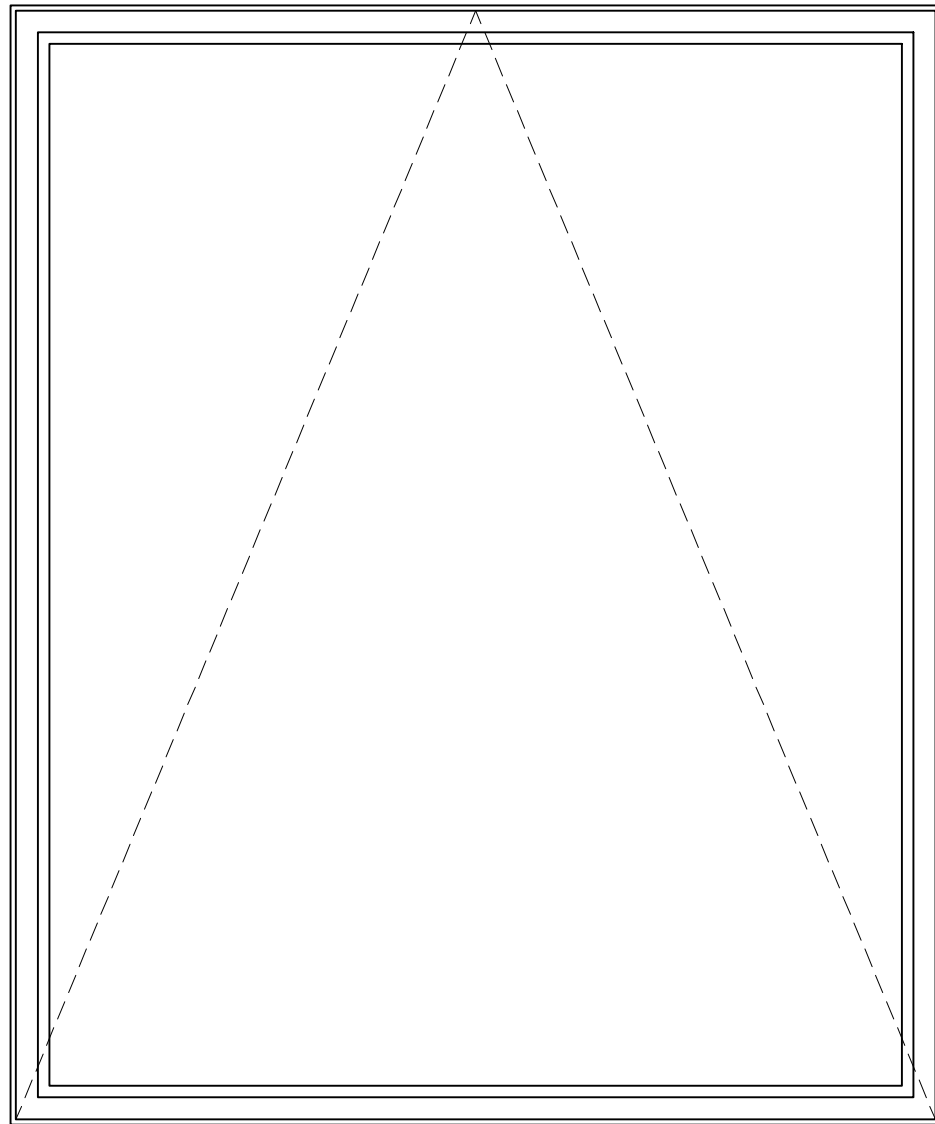


# COMMERCIAL STANDARD REFERENCE WINDOW

## 1230mm x 1480mm – single pane vent.



### THERMAL SIMULATION

W40 Range: Hot Rolled Steel Profiles.

SW7 Outer / SWX7 Inner.

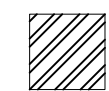
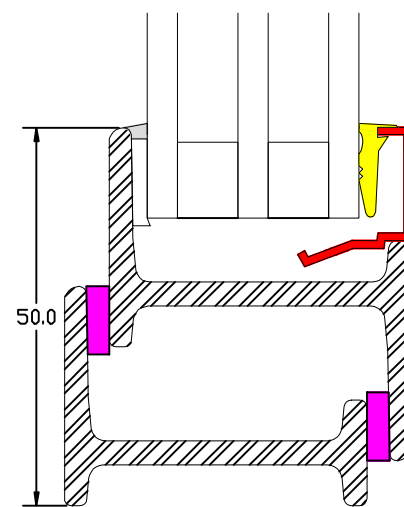
28mm triple glazed unit:–

4mm Planitherm 4S (or One)–8mm 90%

Krypton–4mm Clear Float–8mm 90%

Krypton–4mm Planitherm 4S or One.

8mm Edgetech Super Spacer Standard  
with Butyl secondary sealant



Mild Steel



Stainless Steel



PVC Wedge Gasket



KISO 141. PE Foam Seal  
3mm x 9mm



PE. Foam Glazing Seal



Silicone Top Cap



42 Heath Street  
Tamworth  
Staffordshire  
B79 7JH  
Tel: +44 (0) 844 249 1355  
info@steel-window-association.co.uk

Status: W40 PLUS – COMMERCIAL STANDARD REFERENCE WINDOW

Date: MARCH 2014

Drawn By: ITL

Status: FOR THERMAL SIMULATION – MARCH 2014

Scale @ A3:  
1:10 & 1:1

Drwg No: SWA-W40 PLUS-011

Rev: