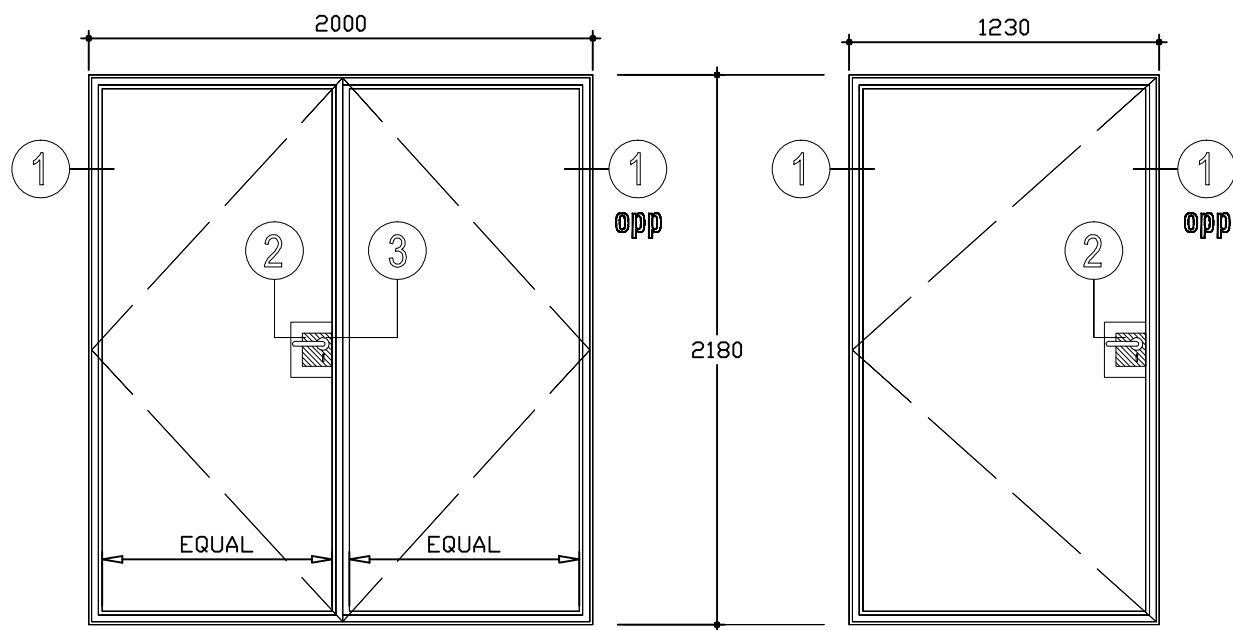





# COMMERCIAL/DOMESTIC STANDARD REFERENCE DOORS



THERMAL SIMULATION  
W40 Range: Hot Rolled Steel Profiles.

24mm double glazed unit: –  
 4mm Pilkington Optitherm S1 Plus–16mm Argon gas fill 90%–4mm Pilkington K glass OW.  
 8mm Edgetech Super Spacer Premium with Butyl secondary sealant

-  Mild Steel
-  Aluminium
-  P.E. Foam Airseal
-  PVC Wedge Gasket
-  KISO 141. PE Foam Seal 3mm x 9mm
-  P.E. Foam Glazing Seal
-  Silicone Top Cap & Perimeter Pointing
-  Bedding Compound
-  Panel Insulation – Polystyrene

